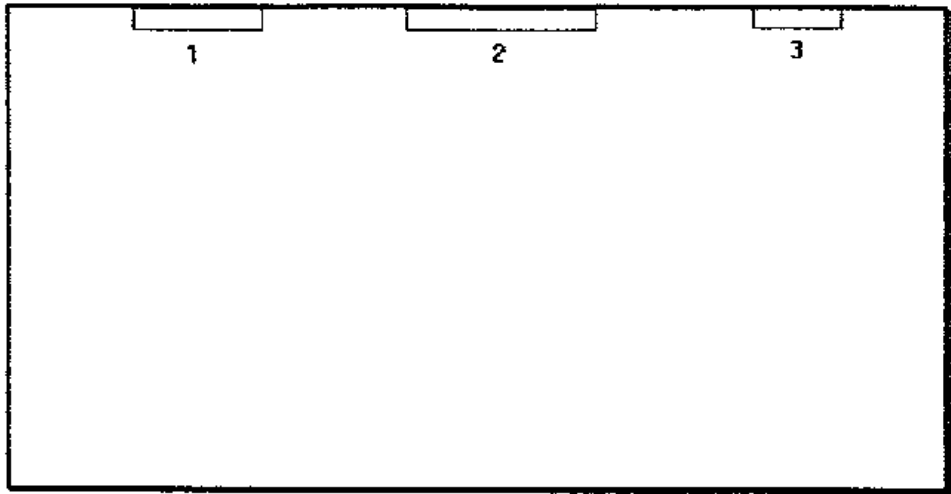


Receiver Troubleshooting
685 Cable Troubleshooting Steps:

Trouble	Cause
A.C. LED is Lit	Cable # 5 is disconnected from the Power Supply Board, or Cable # 4 is disconnected from the Memory Card.
Battery Test is Passing With Bad or No battery	Cable #1 is disconnected from the Power Supply Board
Battery Test LED will not initiate	Cable #2 is disconnected on the Power Supply Board, or Cable #3 on Memory Card.
Computer Getting no Data	Cable #2 disconnected on Memory Board
Display Panel Has no Power	Cable #3 on Power Supply Board is disconnected, or cables to Display Driver Board disconnected.
Fan does not operate	Cable #6 is disconnected on Power Supply Board
Flip down panel will not operate	Cable #3 on Display Driver Board is disconnected
Manual Mode LED stays ON	Cable #2 or #5 on Power Supply Board is disconnected
Parallel Printer is Receiving NO Data	Cable #4 on Memory Board is disconnected
Printer Fail LED is ON	Cable #4 on Memory Board is disconnected
Speaker Does not Sound	Cable #4 on Power Supply Board is disconnected

DISPLAY DRIVER BOARD

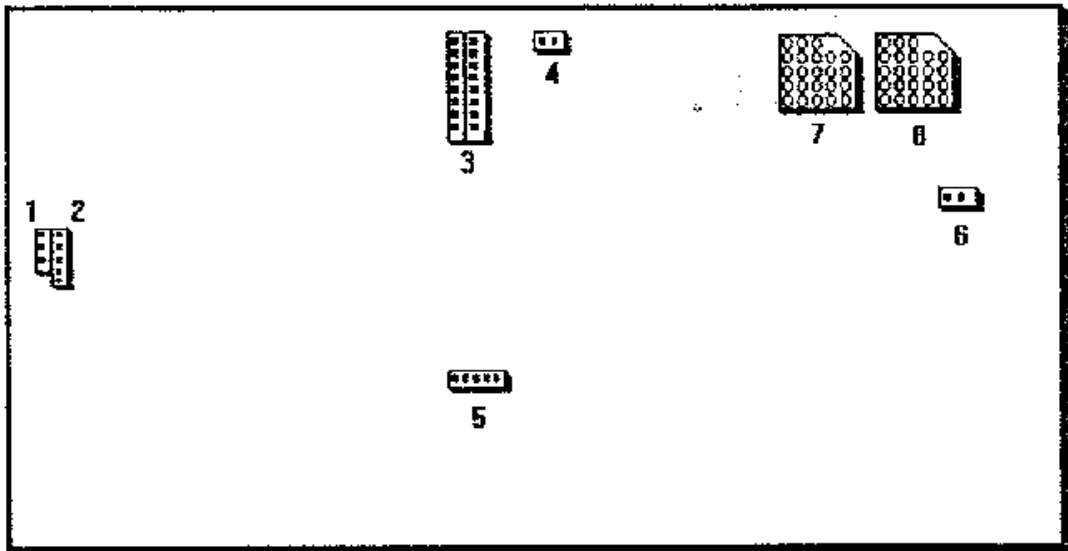


Symptom if disconnected

Cable #

1. No display on left side of Panel.
2. No display on left or right side of the panel, only AC led on.
3. Flip down panel will not operate

POWER SUPPLY BOARD.

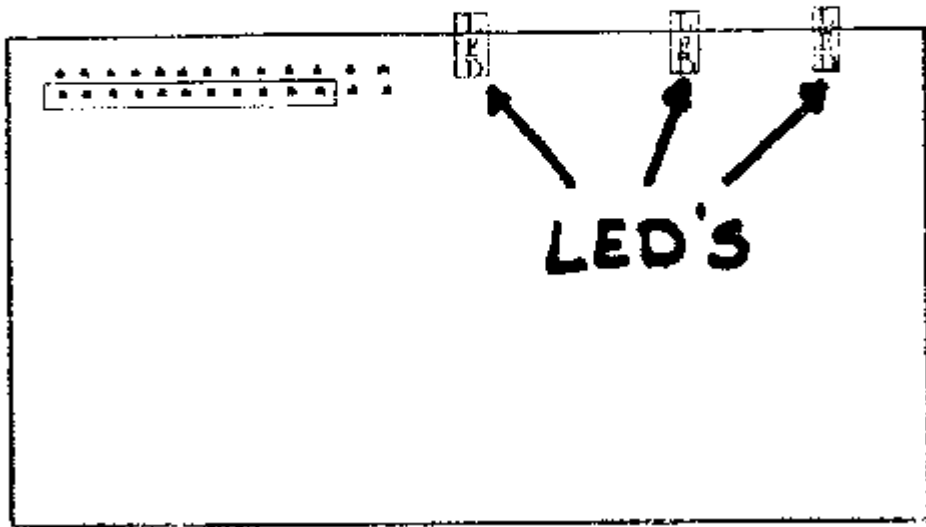


Symptom if disconnected

Cable

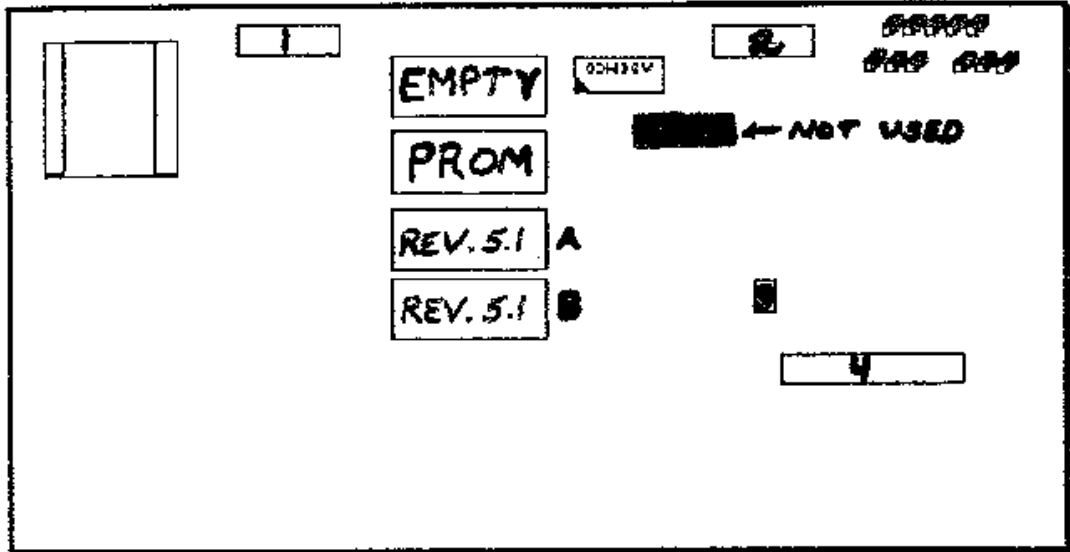
1. Monitoring of the back-up battery is affected. Battery test will pass even if battery is bad or missing.
2. System will not go into manual mode, and the battery test can not be initiated.
3. No power to the display panel. Indicating devices on front panel will illuminate.
4. No signal is sent to speaker.
5. System stays in manual mode, and AC fail led is illuminated.
6. Fan will not operate.

CPU



If connector is on the improper pins, you will lose the link with computer. Computer will not print data, and computer fail LED will remain lit.

MEMORY BOARD



Symptom if disconnected

Cable #

1. No output to J102 extension port.
2. No data output to any computer ports, J102 or J103.
3. Battery test will not operate.
4. No data to printer outputs. AC, printer, and computer fail led's are illuminated.