



A VERSATILE RANGE OF INTRUDER
KEYPADS TO SUIT YOUR NEEDS

**The easy route to managing your
security system**

A common Galaxy® range | a **solution** for every need



MK7 Keypad

Galaxy TouchCenter

MK8 Keypad

No matter what the installation, the Galaxy range of keypads and keyproxes is versatile enough to meet all your needs. So for installers and end users alike, whether at home or at work this range offers comfort in choice and familiarity.



Where **design** matters!

Where style and aesthetics are particularly important, for example at home, in modern offices, restaurants or cafés, the MK8 LCD keypad offers an attractive, contemporary solution.



MK8 Keypad/Keyprox

- Contemporary design to complement the most modern décor
- Clean and crisp neutral colour
- Technology you can rely on - tried and trusted Galaxy Technology
- Familiarity of the MK7 keypad currently widely used
- Compatible across the Galaxy® range of control panels
- Backward compatible and easy to retrofit



Tried and **trusted**...

The traditional MK7 LCD keypad provides tried and trusted functionality for standard security installations.



MK7 Keypad/Keyprox

- Familiar and reliable MK7 LCD keypad and keyprox design
- Based on tried and trusted Galaxy Technology
- Functional design and operation
- Backward compatible and easy to retrofit



MK7 and MK8 Features

- A 2 x 16 alphanumeric character backlit display
- 16 backlit push buttons
- Lid tamper / Off wall tamper
- Volume control
- Low profile keymat
- Internal buzzer
- Power indicator LED
- Self diagnostics
- RS485 connection for use with existing Galaxy systems



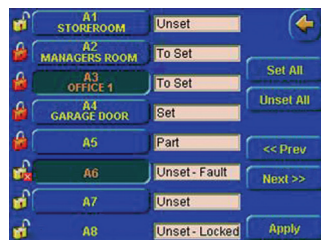
The **easy** touch

For the simplest operation and system management, Galaxy TouchCenter fits the bill, with its large customisable colour touch-screen, integrated proximity reader, onscreen help files and clear and simple menu structure.

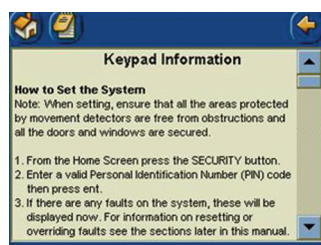
Galaxy TouchCenter users can set and unset their security system using either a PIN or a proximity tag or card. Using the proximity feature, system operation is easy as users have no PIN to remember.

This reduces user errors and resulting false alarms, which means fewer costly engineer call outs for installers and less inconvenience all round.

Galaxy TouchCenter's large VGA screen allows installers and users to view the full system status at a glance as well as clearly displaying events log, areas/rooms etc.

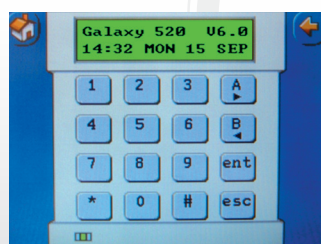


On-screen help files are available at your fingertips reducing the need for manuals and user guides. TouchCenter's clear and simple graphical menu facilitates system management so users can be easily added, removed or amended. In addition, large multiple area systems can be managed with minimum training resulting in fewer support calls for installers to handle.



Installers can also use the TouchCenter as a sales tool to grow their business by advertising their company name or logo on the homescreen and add value to an installation by putting the end-user's company name, logo and/or photo on the high resolution screen.

TouchCenter's virtual MK7 keypad gives Galaxy installers the ability to programme the system as they have become accustomed.






Reach out and touch the benefits of Honeywell's touchscreen technology now.

Galaxy® User Interfaces | a **solution** for every need

TouchCenter Features

- Operation using either proximity tag / card or PIN
- Full compatibility with the MK7 & MK8 Keyproxes
- Customisable homescreen via external SD card slot
- Intuitive touch-screen display with icons and menu driven prompts
- Simple graphical set/unset for systems with multiple areas/groups
- Entry/Exit Delay countdown displayed
- Add, delete or edit user codes and tags
- View entire zone list with status of each zone
- Overview of system status display
- End-user can quickly omit zones from zone list
- Event log display
- Console mode with full MK7 keypad emulation for programming
- Building control feature allows the user to control outputs to operate systems such as lighting and air-conditioning

Technical Specifications:

Description	MK7 Keypad (Keyprox)	MK8 Keypad (Keyprox)	TouchCenter (Optional Keypox)
			
Screen	2 x 16 alphanumeric character Backlit display	2 x 16 alphanumeric character Backlit display	Touchscreen 640 x 480 pixels VGA, 64,000 colours, TFT display
Back light	Green	White	N/A
Integrated proximity reader	Optional	Optional	Optional
Tamper	Lid and wall tamper	Lid and wall tamper	Lid and wall tamper
RS485 serial connector	Yes	Yes	Yes
Operating voltage	10.5V - 14V DC	10.5V - 14V DC	10.5—14V DC
Current	Standby 70mA, Max 90mA	Standby 60mA, Max 90mA	Standby 107mA, Max 203mA
Current (with prox)	Standby 90mA, Max 140mA	Standby 80mA, Max 110mA	Standby 140mA, Max 287mA
Weight	200g	200g	500g incl bracket
Dimensions (h x w x d)	150 x 93 x 31mm	152 x 93 x 25mm	128 x 182 x 38mm
Compatibility - Max No. Keypads			
Galaxy Dimension 48	8 (3)	8 (3)	1
Galaxy Dimension 96	16 (7)	16 (7)	2
Galaxy Dimension 264	16 (7)	16 (7)	2
Galaxy Dimension 520	32 (24)	32 (24)	4
Galaxy Flex 20	3	3	1
Galaxy Flex 50	4	4	1
Galaxy Flex 100	8	8	1
G2-20	4	4	N/A
G2-44+	4	4	N/A
Approvals	EN50131, Security Grade 3, Environmental Class II, PD6662:2004/2010, DD243:2004, BS8243:2010		

Ordering References:

Control Panels & Kits

CP037-XX	MK7 Keypad
CP038-XX	MK7 Keyprox
CP050-00-01	MK8 Keypad
CP051-00-01	MK8 Keyprox
CP041-00	Galaxy TouchCenter
CP042-00	Galaxy TouchCenter with Prox

* XX Market variants: 01 for UK, Spain, Italy, Portugal, 02 for Netherlands, 03 for Sweden, 05 for Belgium, 50 for France, 86 for Denmark.

Find out more:

www.honeywell.com/security/uk

Fax: +44 (0) 1698 738300

Email: HSUK07SalesTeam@Honeywell.com

Honeywell Security Group

Newhouse Industrial Estate

Motherwell

Lanarkshire

ML1 5SB

UK

Tel: +44 (0)844 8000 235

www.honeywell.com

HSC-GalaxyUI-01-EN(0611)SB-C

June 2011

© 2011 Honeywell International Inc.

Honeywell